
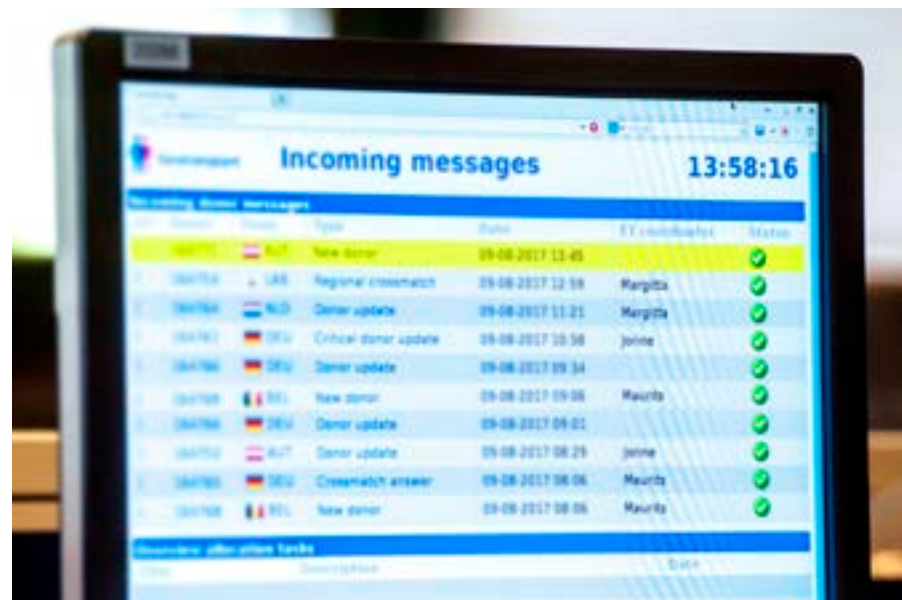


ORGAN ALLOCATION STEP BY STEP


The strict Eurotransplant process for matching organs with patients follows a set pattern and aims to ensure the best outcome as efficiently as possible




1 Reported donor
Donor information is received by Eurotransplant electronically



2 Data check
Eurotransplant allocation officer checks all incoming donor data for completeness and possible abnormalities/medical history



3 Match
Data of donor is matched electronically with data of patients on the waiting list. This is based on various medical criteria (such as weight, height and organ-specific criteria)



4 Match List
A match list is generated for all patients who are potential recipients of the organ

5 Allocation
Eurotransplant starts the allocation of organs (contacts transplant center and offers organ)